

# Dim to Warm

Suitable for both hospitality and residential applications creating an inviting atmosphere.



## FEATURES

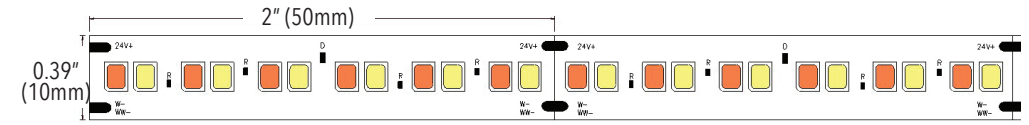
- 1 Bin
- 2 Step MacAdam Ellipse
- 3oz PCB board
- 3M Adhesive
- 50,000 hours life
- Field cuttable every 50mm (2")
- Low power consumption
- Auto Warm-dim technology
- Available in 16' (5m) and 100' (30.48m) spools (custom cuts available)
- 16' spools come with 6Ft pre-soldered power feeds
- Safe, 24V DC operation
- Dim-to-warm: 1800k to 3000K
- No special controllers required
- 6 years limited warranty

## APPLICATIONS

- Aisle and stairway lighting
- Cabinet and cove lighting
- Back lighting
- Showcase lighting
- Linear decorative lighting

## SPECIFICATIONS

|                     |                                 |  |
|---------------------|---------------------------------|--|
| <b>Product Code</b> |                                 | LTP-XX-WW-DIM-H90 (XX: Length in feet; WW: Warm white) |
| <b>Electrical</b>   | <b>Input Voltage</b>            | 24V DC   |
|                     | <b>Power Consumption</b>        | 5.5W/Ft  |
| <b>Specs</b>        | <b>Color Temperature</b>        | 1800-3000K   |
|                     | <b>CRI</b>                      | 90+  |
|                     | <b>Lumen Output</b>             | 449LM/Ft   |
|                     | <b>Efficacy</b>                 | 82 LPW   |
|                     | <b>Dimmable</b>                 | Yes  |
|                     | <b>Beam Angle</b>               | 120°   |
| <b>LED</b>          | <b>Type</b>                     | 2835 LEDs  |
|                     | <b>Life Span</b>                | 50,000 Hours   |
|                     | <b>Spacing</b>                  | 2mm  |
|                     | <b># per foot (304mm)</b>       | 240  |
| <b>Design</b>       | <b>Dimensions (Inches)</b>      | .39" W   |
|                     | <b>Dimensions (Millimeters)</b> | 10mm W   |
|                     | <b>Max Single Run Length</b>    | 16Ft   |
|                     | <b>Custom Cuttable</b>          | 2" (50mm)  |
|                     | <b>Approved Location</b>        | Indoor   |
| <b>Warranty</b>     | 6 years                         |  |
| <b>Approvals</b>    | cETLus                          |  |



## PRODUCT CODES


XX: Length in feet; WW: Warm white

**16Ft spools**  
LTP - 16 - WW - DIM - H90

**100Ft spools**  
LTP - 100 - WW - DIM - H90

**Custom cuts**  
LTP - XX - WW - DIM - H90


## ACCESSORIES



**LTP-001-HD-HP-6**  
72" Power feed connector for high density indoor



**LMSII-001**  
Terminal block and junction box for connection to additional lengths of power cable if needed



**LTP-010-S**  
Clear PVC mounting "U" channel

NOTE: See page 36-37 for the complete range of aluminum extrusions.

## INDOOR/OUTDOOR DIMMABLE DRIVERS

**TRE24L40DC**  
Max 6.5' (1.98m)  
Min 8 Watts, 1.45' (0.44m)  
6.77" x 2.67" x 1.26" (171 x 68 x 32mm)

**TRE24L96DC**  
Max 16' (5m)  
Min 8 Watts, 1.45' (0.44m)  
6.77" x 2.67" x 1.26" (171 x 68 x 32mm)