

High Power Indoor

Suitable for high ceiling coves or areas that require higher illumination. Commercial, retail, hospitality and residential applications.



FEATURES

- 1 Bin
- 2 Step MacAdam Ellipse
- 3oz PCB board
- 3M Adhesive
- 50,000 hours life
- High brightness 5060 SMD LEDs
- Field cuttable
- Low power consumption
- Available in 20' (6.1m) and 100' (30.48m) spools (custom cuts available)
- Safe, 24V class 2 power supplies (sold separately)
- Fully dimmable with dimmable power supplies (sold separately)
- 20' spools come with 6 ft. pre-soldered power feeds
- 6 years limited warranty

APPLICATIONS

- Aisle and stairway lighting
- Cabinet and cove lighting
- Back lighting
- Showcase lighting
- Linear decorative lighting

SPECIFICATIONS

| Product Code | | LTP-XX-YY-H90 and LTP-XX-YY (XX: Length in feet; YY: Color temperature) |
|--------------|--------------------------|-----------------------------------------------------------------------------------------------------------------------------|
| Electrical | Input Voltage | 24V DC |
| | Power Consumption | 4.3W/Ft |
| Specs | Color Temperature | 2700/3000/3500/4000/6500K |
| | CRI | 90+ [Note: For LTP-XX-YY series, the CRI is 80] |
| | Lumen Output | 280 Lumens per ft 2700K; 285 Lumens per ft 3000K; 293 Lumens per ft 3500K; 300 Lumens per ft 4000K; 325 Lumens per ft 6500K |
| | Efficacy | 65 LPW 2700K; 66 LPW 3000K; 68 LPW 3500K; 70 LPW 4000K; 75 LPW 6500K |
| | Dimmable | Yes |
| | Beam Angle | 120° |
| LED | Type | High Brightness 5060 SMD LEDs |
| | Life Span | 50,000 Hours |
| | Spacing | 16mm |
| | # per foot (304mm) | 18 |
| Design | Dimensions (Inches) | .39" W |
| | Dimensions (Millimeters) | 10mm W |
| | Max Single Run Length | 20Ft |
| | Custom Cuttable | 1.3" (33mm) |
| | Approved Location | Indoor |
| Warranty | 6 years | |
| Approvals | cETLus | |

PRODUCT CODES

XX: Length in feet; YY: Color temperature

20Ft spools
LTP - 20 - YY - H90

LED Color
2700K
3000K
3500K
4000K
6500K

100Ft spools
LTP - 100 - YY - H90

LED Color
2700K
3000K
3500K
4000K
6500K

Custom cuts
LTP - XX - YY - H90

LED Color
2700K
3000K
3500K
4000K
6500K

LTP - 20 - YY

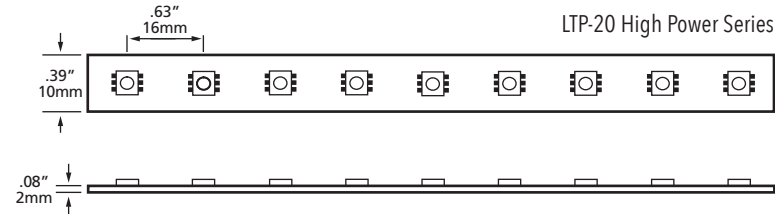
LED Color
RD: Red
AM: Amber
GR: Green
BL: Blue

LTP - 100 - YY

LED Color
RD: Red
AM: Amber
GR: Green
BL: Blue

LTP - XX - YY

LED Color
RD: Red
AM: Amber
GR: Green
BL: Blue



DIMMABLE DRIVERS

TRE24L40DC

Max recommended load 36W or 8' LED Strip, min 8W or 2' LED Strip
6.77" x 2.67" x 1.26" (171 x 68 x 32mm)

TRE24L96DC


Max recommended load 90W or 20' LED Strip, min 8W or 2' LED Strip
6.77" x 2.67" x 1.26" (171 x 68 x 32mm)

NON DIMMABLE DRIVERS

LEDDR-24-120W

Indoor/Outdoor driver
Max. recommended load 90W or 20' (6.1m) per single tap, 120W or 27' (8.23m) combined two secondary taps.
120W hardwire
Input: 100 - 240V AC
Output: 24V DC
10" x 3 3/8" x 3 3/16" (254 x 85.7 x 80.9mm)

ACCESSORIES



LTP-001-6R
72" Power feed connector for single color indoor. Add "-L" to code for opposite end, add "-CM" for through wall connections.



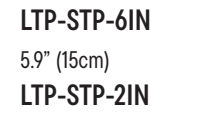
LTP-002
In-line connector for CCT series indoor



LTP-010-S
Clear PVC mounting "U" channel



LTP-001-12R
12' (144") Power feed connector for single color indoor



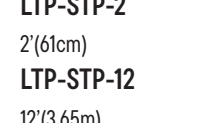
LTP-STP-6IN
5.9" (15cm)
LTP-STP-2IN
2" (5cm)



LMSII-001
Terminal block and junction box for connection to additional lengths of power cable if needed



LTP-003-6DC
DC connector for LED strip series with 6" wire and DC connector



LTP-STP-2
2' (61cm)
LTP-STP-12
12' (3.65m)
In-line connector for single color indoor



LV-SPIR-1CH-LV
PIR Motion Sensor, 1 Channel, 24V DC
NOTE: To be used with non dimmable drivers only

NOTE: See page 36-37 for the complete range of aluminum extrusions.